



# [ V-MIX FIX ]

## THE STATIONARY MIXER



V-MIX Fix stationary mixers can be custom-tailored to meet your individual requirements. You provide us with the parameters, and we deliver the ideal machine. Integration in feeding systems is no problem.

Our priority is to provide you with the perfect machine. Our experience allows us to fully incorporate the advantages of a tractor-drawn V-MIX in the stationary version.

# [ V-MIX FIX ]


THE STATIONARY MIXER



Discharge variants



Different side elevators



Direct power drive in one drivetrain



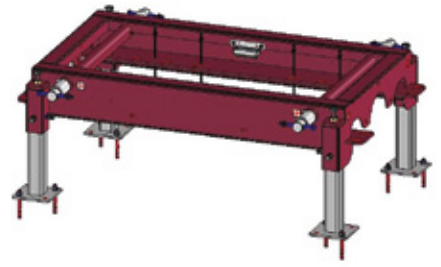
Welded  
straw ring




On-board  
hydraulics



Separate  
carrier frame



Centering  
mixing auger



Uninterrupted drivetrain



Switch cabinet





TECHNICAL DATA



Model	Volume m <sup>3</sup>	Length mm	Width mm	Height mm
<b>6.5-1S</b>	6.3	2890	2030	2850
<b>8-1S</b>	7.6	2990	2030	2600
<b>9-1S</b>	8.6	3200	2270	2480
<b>10H-1S</b>	9.1	3160	2030	2900
<b>10N-1S</b>	9.9	3320	2370	2575
<b>11-1S</b>	11	3390	2270	2875
<b>12-1S</b>	12.1	3500	2370	2900
<b>14-1S</b>	14.2	3690	2470	3060

Model	Volume m <sup>3</sup>	Length mm	Width mm	Height mm
<b>13-2S</b>	13.6	4900	2030	2460
<b>15-2S</b>	15.5	5005	2030	2680
<b>15N-2S</b>	15.4	5300	2270	2330
<b>17-2S</b>	17.3	5100	2030	2885
<b>17N-2S</b>	17.1	5380	2370	2480
<b>20-2S</b>	19.7	5630	2370	2370
<b>20H-2S</b>	19.8	5515	2270	2730
<b>22-2S</b>	21.5	5705	2370	3030
<b>24H-2S</b>	23.2	5675	2270	3030
<b>24-2S</b>	23.6	5805	2370	2900
<b>27-2S</b>	26.2	5910	2370	3105
<b>30H-2S</b>	29.5	6050	2370	3380